

# Bitwise Data Parallelism in Regular Expression Matching

## Abstract

*A new parallel algorithm for regular expression matching is developed and applied to the classical grep (global regular expression print) problem. Building on the bitwise data parallelism previously applied to the manual implementation of token scanning in the Parabix XML parser, the new algorithm represents a general solution to the problem of regular expression matching using parallel bit streams. On widely-deployed commodity hardware using 128-bit SSE2 SIMD technology, our algorithm implementations can substantially outperform traditional grep implementations based on NFAs, DFAs or backtracking. 5X or better performance advantage against the best of available competitors is not atypical. The algorithms are also designed to scale with the availability of additional parallel resources such as the wider SIMD facilities (256-bit) of Intel AVX2 or future 512-bit extensions. Our AVX2 implementation showed dramatic reduction in instruction count and significant improvement in speed. Our GPGPU implementations show substantial further acceleration.*

## 1. Introduction

The use of regular expressions to search texts for occurrences of string patterns has a long history and remains a pervasive technique throughout computing applications today. The origins of regular expression matching date back to automata theory developed by Kleene in the 1950s [11]. Thompson [25] is credited with the first construction to convert regular expressions to nondeterministic finite automata (NFA). Following Thompson’s approach, a regular expression of length  $m$  is converted to an NFA with  $O(m)$  states. It is then possible to search a text of length  $n$  using the NFA in worst case  $O(mn)$  time. Often, a more efficient choice is to convert an NFA into a DFA. A DFA has a single active state at any time throughout the matching process and hence it is possible to search a text of length  $n$  in  $O(n)$  time<sup>1</sup>.

A significant proportion of the research in fast regular expression matching can be regarded as the “quest for efficient automata” [17]. In [2], Baeza-Yates and Gonnet presented a new approach to string search based on bit-level parallelism. This technique takes advantage of the intrinsic parallelism of bitwise operations within a computer word. Given a  $w$ -bit word, the number of operations that a string search algorithms performs can be reduced by a factor  $w$ . Using this fact, the Shift-Or algorithm simulates an NFA using bitwise operations and achieves  $O(\frac{nm}{w})$  worst-case time [15]. A disadvantage of

the Shift-Or approach is an inability to skip input characters. Simple string matching algorithms, such as the Boyer-Moore family of algorithms [3, 9] skip input characters to achieve sublinear times in the average case. The Backward Nondeterministic Dawg Matching (BNDM) pattern matching algorithm [27] combines the bit-parallel advantages of the Shift-Or approach with the ability to skip characters. The nrgrep pattern matching tool, is based on the BNDM algorithm. Prior to the bitwise data parallel approach presented herein, nrgrep was by far the fastest grep tool for matching complex patterns, and achieved similar performance to that of the fastest existing string matching tools for simple patterns [15].

There has been considerable recent interest in accelerating regular expression matching on parallel hardware such as multicore processors (CPUs), general purpose graphics processing units (GPGPUs), field-programmable gate arrays (FPGAs), and specialized architectures such as the Cell Broadband Engine (Cell BE). Scarpazza and Braudaway [24] demonstrated that text processing algorithms that exhibit irregular memory access patterns can be efficiently executed on multicore hardware. In related work, Pasetto et al. presented a flexible tool that performs small-ruleset regular expression matching at a rate of 2.88 Gbps per chip on Intel Xeon E5472 hardware [18]. Naghmouchi et al. [23, 14] demonstrated that the Aho-Corasick (AC) string matching algorithm [1] is well suited for parallel implementation on multicore CPUs, GPGPUs and the Cell BE. On each hardware, both thread-level parallelism (cores) and data-level parallelism (SIMD units) were leveraged for performance. Salapura et al. [19] advocated the use of vector-style processing for regular expressions in business analytics applications and leveraged the SIMD hardware available on multi-core processors to achieve a speedup of greater than 1.8 over a range of data sizes of interest. In [21], Scarpazza and Russell presented a SIMD tokenizer that delivered 1.00–1.78 Gbps on a single Cell BE chip and extended this approach for emulation on the Intel Larrabee instruction set [20]. On the Cell BE, Scarpazza [22] described a pattern matching implementation that delivered a throughput of 40 Gbps for a small dictionary of approximately 100 patterns and a throughput of 3.3-3.4 Gbps for a larger dictionary of thousands of patterns. Iorio and van Lunteren [10] presented a string matching implementation for automata that achieved 4 Gbps on the Cell BE. In more recent work, Tumeo et al. [26] presented a chunk-based implementation of the AC algorithm for accelerating string matching on GPGPUs. Lin et al., proposed the Parallel Failureless Aho-Corasick (PFAC) algorithm to accelerate pattern matching on GPGPU hardware and achieved 143 Gbps throughput, 14.74 times faster than the

<sup>1</sup>It is well known that the conversion of an NFA to an equivalent DFA may result in state explosion. That is, the number of resultant DFA states may increase exponentially.

AC algorithm performed on a four core multi-core processor using OpenMP [12].

Whereas the existing approaches to parallelization have been based on adapting traditional sequential algorithms to emergent parallel architectures, we introduce both a new algorithmic approach and its implementation on SIMD and GPGPU architectures. This approach relies on a bitwise data parallel view of text streams as well as a surprising use of addition to match runs of characters in a single step. The closest previous work is that underlying bit-parallel XML parsing using 128-bit SSE2 SIMD technology together with a parallel scanning primitive also based on addition [5]. However, in contrast to the deterministic, longest-match scanning associated with the ScanThru primitive of that work, we introduce here a new primitive MatchStar that can be used in full generality for nondeterministic regular expression matching. We also introduce a long-stream addition technique involving a further application of MatchStar that enables us to scale the technique to  $n$ -bit addition in  $\lceil \log_{64} n \rceil$  steps. We ultimately apply this technique, for example, to perform synchronized 4096-bit addition on GPGPU warps of 64 threads.

There is also a strong keyword match between the bit-parallel data streams used in our approach and the bit-parallelism used for NFA state transitions in the classical algorithms of Wu and Manber [28], Baez-Yates and Gonnet [2] and Navarro and Raffinot [16]. However those algorithms use bit-parallelism in a fundamentally different way: representing all possible current NFA states as a bit vector and performing parallel transitions to a new set of states using table lookups and bitwise logic. Whereas our approach can match multiple characters per step, bit-parallel NFA algorithms proceed through the input one byte at a time. Nevertheless, the `agrep` [28] and `nrgrep` [15] programs implemented using these techniques remain among the strongest competitors in regular expression matching performance, so we include them in our comparative evaluation.

The remainder of this paper is organized as follows. Section 2 briefly describes regular expression notation and the `grep` problem. Section 3 presents our basic algorithm and MatchStar primitive using a model of arbitrary-length bit-parallel data streams. Section 4 discusses the block-by-block implementation of our techniques including the long stream addition techniques for 256-bit addition with AVX2 and 4096-bit additions with GPGPU SIMD. Section 5 describes our overall SSE2 implementation and carries out a performance study in comparison with existing `grep` implementations. Given the dramatic variation in `grep` performance across different implementation techniques, expressions and data sets, Section 6 considers a comparison between the bit-stream and NFA approaches from a theoretical perspective. Section 7 then examines and demonstrates the scalability of our bitwise data-parallel approach in moving from 128-bit to 256-bit SIMD on Intel Haswell architecture. To further investigate scalability, Section 8 addresses the implementation of our matcher using groups of 64 threads

working together SIMT-style on a GPGPU system. Section 9 concludes the paper with a discussion of results and areas for future work.

## 2. Regular Expression Notation and Grep

We follow common POSIX notation for regular expressions. A regular expression specifies a set of strings through a pattern notation. Individual characters normally stand for themselves, unless they are one of the special characters `*+?[\ \ ( \ | \ ^ \ $ \ .` that serve as metacharacters of the notation system. Thus the regular expression `cat` is a pattern for the set consisting of the single 3-character string “`cat`”. The special characters must be escaped with a backslash to prevent interpretation as metacharacter, thus `\$` represents the dollar-sign and `\\` represent the string consisting of two backslash characters. Character class bracket expressions are pattern elements that allow any character in a given class to be used in a particular context. For example, `[@#%]` is a regular expression that stands for any of the three given symbols. Contiguous ranges of characters may be specified using hyphens; for example `[0-9]` for digits and `[A-Za-z0-9_]` for any alphanumeric character or underscore. If the caret character immediately follows the opening bracket, the class is negated, thus `[^0-9]` stands for any character except a digit. The period metacharacter `.` stands for the class of all characters.

Consecutive pattern elements stand for strings formed by concatenation, thus `[cd][ao][tg]` stands for the set of 8 three-letter strings “`cat`” through “`dog`”. The alternation operator `|` allows a pattern to be defined to have to alternative forms, thus `cat|dog` matches either “`cat`” or “`dog`”. Concatenation takes precedence over alternation, but parenthesis may be used to change this, thus `(ab|cd)[0-9]` stands for any digit following one of the two prefixes “`ab`” or “`cd`”.

Repetition operators may be appended to a pattern to specify a variable number of occurrences of that pattern. The Kleene `*` specifies zero-or-more occurrences matching the previous pattern, while `+` specifies one-or more occurrences. Thus `[a-z][a-z]*` and `[a-z]+` both specify the same set: strings of at least one lower-case letter. The postfix operator `?` specifies an optional component, i.e., zero-or-one occurrence of strings matching the element. Specific bounds may be given within braces: `(ab){3}` specifies the string “`ababab`”, `[0-9A-Fa-f]{2,4}` specifies strings of two, three or four hexadecimal digits, and `[A-Z]{4,}` specifies strings of at least 4 consecutive capital letters.

The `grep` program searches a file for lines containing matches to a regular expression using any of the above notations. In addition, the pattern elements `^` and `$` may be used to match respectively the beginning or the end of a line. In line-based tools such as `grep`, `.` matches any character except newlines; matches cannot extend over lines. Normally, `grep` prints all matching lines to its output. However, `grep` programs typically allow a command line flag such as `-c` to specify that only a count of matching lines be produced; we use this option

in our experimental evaluation to focus our comparisons on the performance of the underlying matching algorithms.

### 3. Matching with Bit-Parallel Data Streams

Whereas the traditional approaches to regular expression matching using NFAs, DFAs or backtracking all rely on a byte-at-a-time processing model, the approach we introduce in this paper is based on quite a different concept: a data-parallel approach to simultaneous processing of data stream elements. Indeed, our most abstract model is that of unbounded data parallelism: processing all elements of the input data stream simultaneously. In essence, data streams are viewed as (very large) integers. The fundamental operations are bitwise logic, stream shifting and long-stream addition.

Depending on the available parallel processing resources, an actual implementation may divide an input stream into blocks and process the blocks sequentially. Within each block all elements of the input stream are processed together, relying the availability of bitwise logic and addition scaled to the block size. On commodity Intel and AMD processors with 128-bit SIMD capabilities (SSE2), we typically process input streams 128 bytes at a time. In this case, we rely on the Parabix tool chain [13] to handle the details of compilation to block-by-block processing. On the latest processors supporting the 256-bit AVX2 SIMD operations, we also use the Parabix tool chain, but substitute a parallelized long-stream addition technique to avoid the sequential chaining of 4 64-bit additions. Our GPGPU implementation uses scripts to modify the output of the Parabix tools, effectively dividing the input into blocks of 4K bytes. We also have adapted our long-stream addition technique to perform 4096-bit additions using 64 threads working in lock-step SIMT fashion.

```

input data  a453z--b3z--az--a12949z--ca22z7--
B7         .....
B6         1...1..1.1..11..1....1..11..1...
B5         111111111111111111111111111111111111
B4         .1111...11...1...111111...1111..
B3         ...111..111..111...1..1111...1..11
B2         .11..11..11..11...1..11....111
B1         ...11..111...1...1...1...1..1111..
B0         1..11..11..1.111..1111..1..1.1111...111
[a]        1.....1...1.....1.....
[z9]       ....1...1...1...1...1.11.....1...
[0-9]      .111...1.....11111...11.1...

```

Figure 1: Basis and Character Class Streams

A key concept in this streaming approach is the derivation of bit streams that are parallel to the input data stream, i.e., in one-to-one correspondence with the data element positions of the input streams. Typically, the input stream is a byte stream comprising the 8-bit character code units of a particular

encoding such as extended ASCII, ISO-8859-1 or UTF-8. However, the method may also easily be used with wider code units such as the 16-bit code units of UTF-16. In the case of a byte stream, the first step is to transpose the byte stream into eight parallel bit streams, such that bit stream  $i$  comprises the  $i^{\text{th}}$  bit of each byte. These streams form a set of basis bit streams from which many other parallel bit streams can be calculated, such as character class bit streams such that each bit  $j$  of the stream specifies whether character  $j$  of the input stream is in the class or not. Figure 1 shows an example of an input byte stream in ASCII, the eight basis bit streams of the transposed representation, and the character class bit streams  $[a]$ ,  $[z9]$ , and  $[0-9]$  that may be computed from the basis bit streams using bitwise logic. Zero bits are marked with periods (.) so that the one bits stand out. Transposition and character class construction are straightforward using the Parabix tool chain [13].

```

input data  a453z--b3z--az--a12949z--ca22z7--
M1         .1.....1...1.....1.....
M2         .1111.....1...111111...111...
M3         ....1.....1...1..11.....1...

```

Figure 2: Marker Streams in Matching  $a[0-9]^*[z9]$

**Marker Streams.** Now consider how bit-parallel data streams can be used in regular expression matching. Consider the problem of searching the input stream of Figure 1 to finding occurrence of strings matching the regular expression  $a[0-9]^*[z9]$ . Note that this is an ambiguous regular expression, which could match texts such as `a12949z` in multiple ways. The matching process involves the concept of *marker streams*, that is streams that mark the positions of current matches during the overall process. In this case there are three marker streams computed during the match process, namely,  $M_1$  representing match positions after an initial `a` character has been found,  $M_2$  representing positions reachable from positions marked by  $M_1$  by further matching zero or more digits ( $[0-9]^*$ ) and finally  $M_3$  the stream marking positions after a final `z` or `9` has been found. Without describing the details of how these streams are computed for the time being, Figure 2 shows what each of these streams should be for our example matching problem. Our convention that a marker stream contains a 1 bit at the next character position to be matched, that is, immediately past the last position that was matched. Note that all three matches from the third occurrence of `a` are correctly marked in  $M_3$ .

**MatchStar.** MatchStar takes a marker bitstream and a character class bitstream as input. It returns all positions that can be reached by advancing the marker bitstream zero or more times through the character class bitstream.

Figure 3 illustrates the MatchStar method. In this figure, it

input data	a453z--b3z--az--a12949z--ca22z7--
$M_1$	.1.....1...1.....1.....
$D = [0-9]$	.111...1.....11111...11.1..
$T_0 = M_1 \wedge D$	.1.....1.....1.....1.....
$T_1 = T_0 + D$	....1...1.....1.....11..
$T_2 = T_1 \oplus D$	.1111.....111111...111...
$M_2 = T_2   M_1$	.1111.....1...111111...111...

Figure 3:  $M_2 = \text{MatchStar}(M_1, D)$

is important to note that our bitstreams are shown in natural left-to-right order reflecting the conventional presentation of our character data input. However, this reverses the normal order of presentation when considering bitstreams as numeric values. The key point here is that when we perform bitstream addition, we will show bit movement from left-to-right. For example,  $111. + 1... = ...1$ .

The first row of the figure is the input data, the second and third rows are the input bitstreams: the initial marker position bitstream and the character class bitstream for digits derived from input data.

In the first operation ( $T_0$ ), marker positions that cannot be advanced are temporarily removed from consideration by masking off marker positions that aren't character class positions using bitwise logic. Next, the temporary marker bitstream is added to the character class bitstream. The addition produces 1s in three types of positions. There will be a 1 immediately following a block of character class positions that spanned one or more marker positions, at any character class positions that weren't affected by the addition (and are not part of the desired output), and at any marker position that wasn't the first in its block of character class positions. Any character class positions that have a 0 in  $T_1$  were affected by the addition and are part of the desired output. These positions are obtained and the undesired 1 bits are removed by XORing with the character class stream.  $T_2$  is now only missing marker positions that were removed in the first step as well as marker positions that were 1s in  $T_1$ . The output marker stream is obtained by ORing  $T_2$  with the initial marker stream.

In general, given a marker stream  $M$  and a character class stream  $C$ , the operation of MatchStar is defined by the following equation.

$$\text{MatchStar}(M, C) = (((M \wedge C) + C) \oplus C) | M$$

Given a set of initial marker positions, the result stream marks all possible positions that can be reached by 0 or more occurrences of characters in class  $C$  from each position in  $M$ .

MatchStar differs from ScanThru of the Parabix tool chain in that it finds all matches, not just the longest match. This is necessary for general matching involving possibly ambiguous regular expressions.

**Compilation.** Using the marker stream and MatchStar concept, we now outline our compilation algorithm. This is im-

plemented in a Java program. First the regular expression is parsed and represented as an abstract syntax tree. Second, the various character classes used in the regular expression are extracted. The character class compiler of the Parabix framework is invoked to generate the bit stream equations required for each character class. Then the syntax tree is walked to generate code for each type of regular expression structure as follows.

- An initial marker stream  $M_0$  is set to be all ones, indicating that every position in the input file is a potential match if we have not yet examined any pattern elements.
- If we have a regular expression formed as an alternation of subexpressions, we compile each of these in turn, providing the current input marker stream as input to each of them. The final marker streams of the compiled forms of each subexpression are then just combined using a bitwise-or to produce the overall final marker stream of the alternation. That is, a match occurs at any position that can be reached by matching any one of the alternatives.
- If we have a marker stream formed as a concatenation of subexpressions, then we compile each of these in turn, providing the output marker stream of each compilation as the input marker stream for the compilation of the next pattern element.
- If a regular expression is a character class expression or a single character, then we form the bitwise-and of the current marker stream and the character class stream to filter out current marker positions that do not have a match to the class. The result is then shifted forward one position to identify the successful matches.
- If a regular expression is an optional expression of the form  $R?$  for some subexpression  $R$ , then the output marker stream is simply formed as the bitwise-or of the input marker stream (zero occurrences of  $R$  matched) and the output stream produced by compiling  $R$  in the context of the current input marker stream (one occurrence matched).
- If a regular expression is a repetition of a character class of the form  $C^*$ , then the compiled form uses the MatchStar operation to produce the output marker stream from the input stream and the compiled stream for character class  $C$ .
- If a regular expression is a repetition of a non character class of the form  $R^*$ , then a Pablo while loop is created conditioned on a control marker stream still having bits marking match positions to be considered. The body of the while consists of the compiled form of the expression  $R$ , taking as input the marker stream at the beginning of the iteration and producing as output all positions that can be reached from the input positions in a single step. These output positions are candidates for further iteration, but positions that have already been considered are removed. This guarantees termination of the loop; iteration continues only if a new marker position is reached that has not been previously considered as an output. The final output is the bitwise-or of matches determined in each loop iteration.

- If a regular expression is a bounded repetition of the form  $R\{m, n\}$ , then it is compiled according to the equivalent form consisting of  $m$  concatenations of  $R$  followed by  $n - m$  concatenations of  $R?$ .
- If a regular expression is a bounded repetition of the form  $R\{m, \}$ , then it is compiled according to the equivalent form consisting of  $m$  concatenations of  $R$  followed by  $R^*$ .

The output of the regular expression compiler is then fed as input to the Pablo compiler of the Parabix tool chain. The result is then compiled with a C++ compiler linked with the Parabix run-time libraries.

**Unicode.** The introduction of Unicode as a common encoding system including the characters of all the world’s written languages and notation systems has introduced some complexity for regular expression matching engines. Nevertheless, most modern tools and libraries do include some form of Unicode support, with varying degrees of performance loss.

UTF-8, UTF-16 and UTF-32 are the three common transformation formats of Unicode depending on whether character code points are encoded using 8-bit, 16-bit or 32-bit code units. In the case of the 32-bit code units of UTF-32, each Unicode character is encoded as a single 32-bit unit, with the high 11 bit positions all zero. A stream of UTF-32 encoded text can then be processed using a straightforward application of the techniques described above by first transforming to a set of 21 parallel bit streams for each of the significant bit positions within UTF-32.

For most practical purposes, UTF-16 can also be processed similarly, considering that each 16-bit code unit represents a single character. For the rarely used characters of the Unicode supplementary plane, two 16-bit code units are required. Such a two code unit sequence is known as a surrogate pair. Following the common practice of treating each member of a surrogate pair as pseudo-character, UTF-16 can also be processed by the straightforward transposition to 16 parallel bit streams and application of the techniques above.

UTF-8 is probably the most widely used of the Unicode formats, primarily because of its compatibility with widely deployed networking software based on 8-bit extended-ASCII character representations. UTF-8 is a variable length coding system in which each Unicode character is represented using one to four 8-bit code units.

In order to safely process UTF-8, it is necessary to validate that it is well-formed. Each byte is classified as either an ordinary ASCII byte (high bit clear: range 0x00-0x7F), a UTF-8 prefix byte of a 2-, 3- or 4- byte sequence (in ranges 0xC2-0xDF, 0xE0-0xEF, and 0xF0-F4, respectively) or as a UTF-8 suffix byte in the range 0x80-0xBF. Parallel bit stream technology achieves this validation easily and efficiently [4].

The UTF-8 byte classification streams produced as a byproduct of validation then enable regular expression on the UTF-8 input streams as follows. For each multibyte character used in the pattern, a character classification bitstream may be formed to identify the occurrence of such characters at each position

in the source stream at which the final byte of the character is found.

Using this approach to multibyte classification, matching of a single  $k$ -byte character is straightforward. All current match positions are shifted forward  $k - 1$  positions and then combined with the computed character class using bitwise-and. The result is then shifted forward one position to produce the result of the multibyte character match. This method easily extends to character classes comprising multibyte characters all of the same length.

Matching a character class comprising characters of different lengths requires a slightly different strategy. In this case, we take advantage of a bitstream `nonfinal` formed from the UTF-8 byte classification streams to consist of all those positions at which a UTF-8 prefix byte is found, as well as those positions at which the second byte of a 3-byte sequence or the second or third byte of a 4-byte sequence are found. We then apply `ScanThru(current, nonfinal)` to advance all current matches to the final position of the next character in the input. Bitwise-and combination with the character class bitstream produces the result identifying matches with this class, the result is then shifted forward 1 position.

The MatchStar operation for matching arbitrary sequences of a character class can similarly take advantage of the `nonfinal` stream. For this case, we form the bitwise-or of the `nonfinal` stream with the character class stream prior to applying MatchStar. The result will propagate bits to the first character position of matches and to final positions of nonmatches. We then clear the nonmatches by combining the result stream with the `suffix` byte stream using bitwise-and.

## 4. Block-at-a-Time Processing

The unbounded stream model of the previous section must of course be translated an implementation that proceeds block-at-a-time for realistic application. In this, we primarily rely on the Pablo compiler of the Parabix toolchain [13]. Given input statements expressed as arbitrary-length bitstream equations, Pablo produces block-at-a-time C++ code that initializes and maintains all the necessary carry bits for each of the additions and shifts involved in the bitstream calculations.

In the present work, our principal contribution to the Parabix tool chain is to incorporate the technique of long-stream addition described below. Otherwise, we were able to use Pablo directly in compiling our SSE2 and AVX2 implementations. Our GPGPU implementation required some scripting to modify the output of the Pablo compiler for our purpose.

**Long-Stream Addition.** The maximum word size for addition on commodity processors is typically 64 bits. In order to implement long-stream addition for block sizes of 256 or larger, a method for propagating carries through the individual stages of 64-bit addition is required. However, the normal technique of sequential addition using add-with-carry instructions, for example, is far from ideal.

We use the following general model using SIMD methods for constant-time long-stream addition up to 4096 bits. Related GPGPU solutions have been independently developed[8], however our model is intended to be a more broadly applicable abstraction. We assume the availability of the following SIMD/SIMT operations operating on vectors of  $f$  64-bit fields.

- `simd<64>::add(X, Y)`: vertical SIMD addition of corresponding 64-bit fields in two vectors to produce a result vector of  $f$  64-bit fields.
- `simd<64>::eq(X, -1)`: comparison of the 64-bit fields of  $x$  each with the constant value -1 (all bits 1), producing an  $f$ -bit mask value,
- `hsimd<64>::mask(X)`: gathering the high bit of each 64-bit field into a single compressed  $f$ -bit mask value, and
- normal bitwise logic operations on  $f$ -bit masks, and
- `simd<64>::spread(x)`: distributing the bits of an  $f$  bit mask, one bit each to the  $f$  64-bit fields of a vector.

In this model, the `hsimd<64>::mask(X)` and `simd<64>::spread(x)` model the minimum communication requirements between the parallel processing units (SIMD lanes or SIMT processors). In essence, we just need the ability to quickly send and receive 1 bit of information per parallel unit. The `hsimd<64>::mask(X)` operation gathers 1 bit from each of the processors to a central resource. After calculations on the gather bits are performed, we then just need an operation to invert the communication, i.e., sending 1 bit each from the central processor to each of the parallel units. There are a variety of ways in which these facilities may be implemented depending on the underlying architecture; details of our AVX2 and GPGPU implementations are presented later.

Given these operations, our method for long stream addition of two  $f \times 64$  bit values  $X$  and  $Y$  is the following.

1. Form the vector of 64-bit sums of  $x$  and  $y$ .

$$R = \text{simd}\langle 64 \rangle::\text{add}(X, Y)$$

2. Extract the  $f$ -bit masks of  $X$ ,  $Y$  and  $R$ .

$$x = \text{hsimd}\langle 64 \rangle::\text{mask}(X)$$

$$y = \text{hsimd}\langle 64 \rangle::\text{mask}(Y)$$

$$r = \text{hsimd}\langle 64 \rangle::\text{mask}(R)$$

3. Compute an  $f$ -bit mask of carries generated for each of the 64-bit additions of  $x$  and  $y$ .

$$c = (x \wedge y) \vee ((x \vee y) \wedge \neg r)$$

4. Compute an  $f$ -bit mask of all fields of  $R$  that will overflow with an incoming carry bit. This is the *bubble mask*.

$$b = \text{simd}\langle 64 \rangle::\text{eq}(R, -1)$$

5. Determine an  $f$ -bit mask identifying the fields of  $R$  that need to be incremented to produce the final sum. Here we find a new application of MatchStar.

$$i = \text{MatchStar}(c*2, b)$$

X	19	31	BA	4C	3D	45	21	F1
Y	22	12	45	B3	E2	16	17	36
R	3B	43	FF	FF	1F	5B	38	27
x	0	0	1	0	0	0	0	1
y	0	0	0	1	1	0	0	0
r	0	0	1	1	0	0	0	0
c	0	0	0	0	1	0	0	1
c*2	0	0	0	1	0	0	1	0
b	0	0	1	1	0	0	0	0
i	0	1	1	1	0	0	1	0
Z	3B	44	0	0	1F	5B	39	27

Figure 4: Long Stream Addition

This is the key step. The mask  $c$  of outgoing carries must be shifted one position ( $c*2$ ) so that each outgoing carry bit becomes associated with the next digit. At the incoming position, the carry will increment the 64-bit digit. However, if this digit is all ones (as signalled by the corresponding bit of bubble mask  $b$ ), then the addition will generate another carry. In fact, if there is a sequence of digits that are all ones, then the carry must bubble through each of them. This is just MatchStar.

6. Compute the final result  $Z$ .

$$Z = \text{simd}\langle 64 \rangle::\text{add}(R, \text{simd}\langle 64 \rangle::\text{spread}(i))$$

Figure 4 illustrates the process. In the figure, we illustrate the process with 8-bit fields rather than 64-bit fields and show all field values in hexadecimal notation. Note that two of the individual 8-bit additions produce carries, while two others produce FF values that generate bubble bits. The net result is that four of the original 8-bit sums must be incremented to produce the long stream result.

A slight extension to the process produces a long-stream full adder that can be used in chained addition. In this case, the adder must take an additional carry-in bit  $p$  and produce a carry-out bit  $q$ . This may be accomplished by incorporating  $p$  in calculating the increment mask in the low bit position, and then extracting the carry-out  $q$  from the high bit position.

$$i = \text{MatchStar}(c*2+p, b)$$

$$q = i \gg f$$

As described subsequently, we use a two-level long-stream addition technique in both our AVX2 and GPGPU implementations. In principle, one can extend the technique to additional levels. Using 64-bit adders throughout,  $\lceil \log_{64} n \rceil$  steps are needed for  $n$ -bit addition. A three-level scheme could coordinate 64 groups each performing 4096-bit long additions in a two-level structure. However, whether there are reasonable architectures that can support fine-grained SIMT style coordinate at this level is an open question.

Using the methods outlined, it is quite conceivable that instruction set extensions to support long-stream addition could

be added for future SIMD and GPGPU processors. Given the fundamental nature of addition as a primitive and its particular application to regular expression matching as shown herein, it seems reasonable to expect such instructions to become available. Alternatively, it may be worthwhile to simply ensure that the `hsimd<64>::mask(X)` and `simd<64>::spread(X)` operations are efficiently supported.

## 5. SSE2 Implementation and Evaluation

**Implementation Notes.** Our regular expression compiler directly uses the Parabix tool chain to compile regular expression into SSE2-based implementations. Our compiler essentially scripts three other compilers to perform this work: the Parabix character class compiler to determine basic bit stream equations for each of the character classes encountered in a regular expression, the Pablo bitstream equation compiler which converts equations to block-at-a-time C++ code for 128-bit SIMD, and gcc 4.6.3 to generate the binaries. The Pablo output is combined with a `grep_template.cpp` file that arranges to read input files, break them into segments, and print out or count matches as they are encountered.

**Comparative Implementations.** We evaluate our bitwise data parallel implementation versus several alternatives. We report data for two of these: `gre2p` and `nrgrep` version 1.12. The `gre2p` program is a `grep` version implemented using the recently developed RE2 regular expression library, using a systematic DFA-based approach (as well as some NFA fallback techniques) [7]. The NFA class is represented by `nrgrep`, one of the strongest competitors in regular expression matching performance. We also considered GNU `grep` 2.10, `agrep` 3.41 as an alternative NFA-based implementation and `pcgrep` 8.12 as a backtracking implementation, but do not report data for them. GNU `grep` is a popular open-source implementation that is claimed to be primarily DFA-based with heuristics for important special cases. The `agrep` implementation does not support some of the common regular expression syntax feature and is limited to patterns of at most 32 characters. As a backtracking implementation, `pcgrep` supports more regular expression features, but is not competitive in performance in any example we tested.

We performed our SSE2 performance study using an Intel Core i7 quad-core (Sandy Bridge) processor (3.40GHz, 4 physical cores, 8 threads (2 per core), 32+32 kB (per core) L1 cache, 256 kB (per core) L2 cache, 8 MB L3 cache) running the 64-bit version of Ubuntu 12.04 (Linux).

**Test expressions.** Each `grep` implementation is tested with the five regular expressions in Table 1. `@` simply matches the "@" character. It demonstrates the overhead involved in matching the simplest regular expression. `Date`, `Email`, and `URIorEmail` provide examples of common uses for regular expression matching. `HexBytes` matches delimited. They are taken from Benchmark of Regex Libraries [http://lh3lh3.users.sourceforge.net/reb.shtml]. `HexBytes`

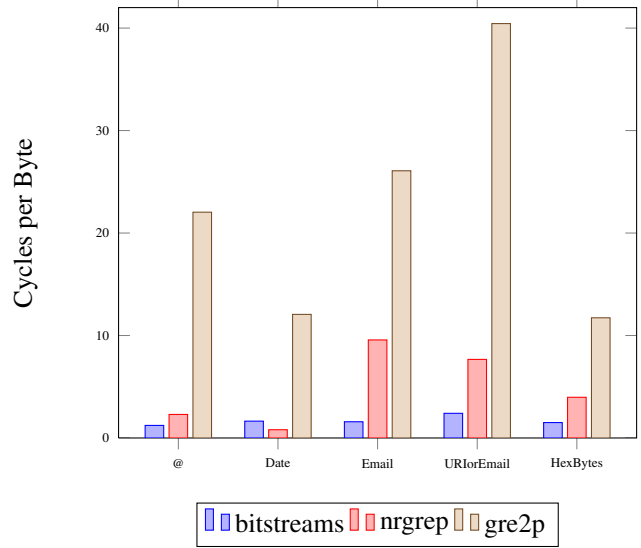


Figure 5: Cycles per Byte

matches delimited byte strings in hexadecimal notation, enforcing the constraint that the number of hex digits is even. This expression shows performance of a repetition operator implemented with a while loop. All tests are run on a concatenated version of the linux howto which is 39,422,105 bytes in length.

**Results.** Figure 5 shows CPU cycles per input byte for each expression on each implementation. Both the bitstreams and the `nrgrep` implementation performed much better than the DFA-based `gre2p`, with the bitstreams implementation consistently an order of magnitude faster.

For the `Date` expression, `nrgrep` outperforms our bitstreams implementation here. In this case, `nrgrep` takes advantage of skipping: every time it encounters a character that can't appear in a date, it can skip past six characters. For the more complicated expressions, it loses this advantage.

The bitstreams implementation has fairly consistent performance. As the regular expression complexity increases, the cycle count increases slowly. The largest difference in cycles per byte for the bitstreams implementation is a ratio of 2 to 1. The same cannot be said of `gre2p` or `nrgrep`, with `gre2p` exhibiting a 4 to 1 range over these expressions and `nrgrep` exhibiting a 10 to 1 range.

Figure 6 shows instructions per byte. The relative values mirror cycles per byte. The bitstreams implementation continues to show consistent performance. This is especially noticeable in Figure 7, which shows instructions per cycle. Both the bitstreams and `gre2p` implementations show relatively stable IPC characteristics, while `nrgrep` exhibits considerably more variation.

Figure 8 shows the branch misses per kilobyte. The bitstreams and `gre2p` implementations remains consistent here. Significant variation is seen with `nrgrep`.

Overall, our performance is considerably better than both

Name	Expression
@	@
Date	<[0-9][0-9]?/[0-9][0-9]?/[0-9][0-9]([0-9][0-9])?>
Email	([^@]+)@([^\s]+)
URIorEmail	([a-zA-Z][a-zA-Z0-9]*://([^\s/]+)(/[^ ]*)? ([^\s@]+)@([^\s@]+))
HexBytes	(^ [\s])0x([a-fA-F0-9][a-fA-F0-9])+[. , ; ? ! ]?(\$ [\s])

Table 1: Regular Expressions

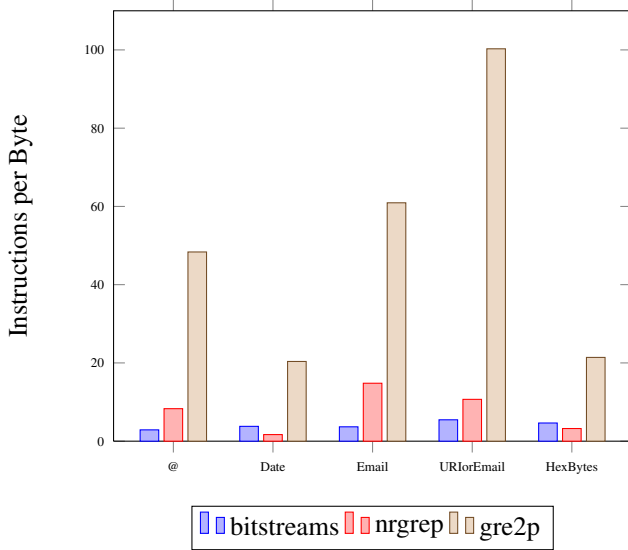


Figure 6: Instructions per Byte

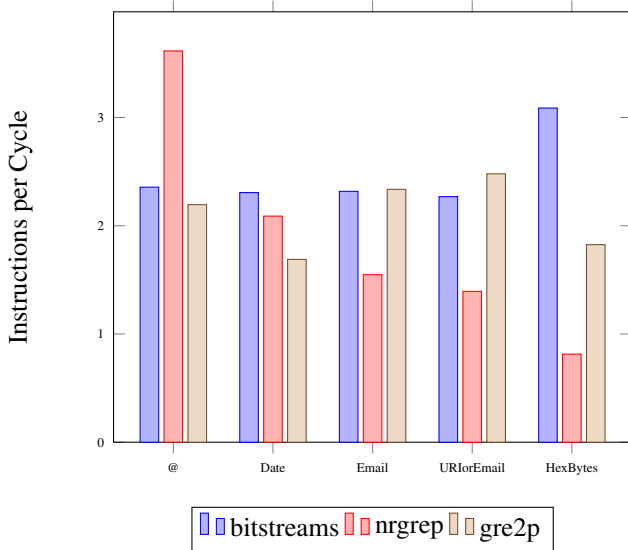


Figure 7: Instructions per Cycle

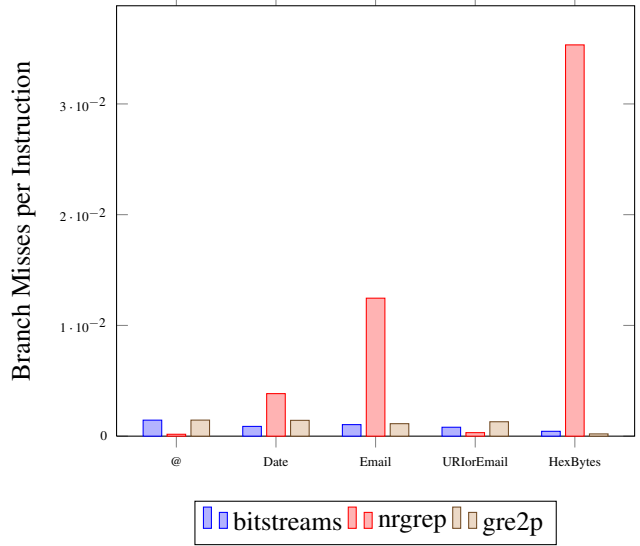


Figure 8: Branch Misses per Instruction

nrgrep and gre2p for the more complicated expressions that were tested. Also, our performance scales smoothly with regular expression complexity so it can be expected to remain better for complicated expressions in general.

## 6. Running-time Comparison with DFA and NFA Implementations

Our experimental results indicate that regular expression matching using bitstreams can outperform current implementations of NFA- and DFA-based matching. It is worth exploring why this is so, and under what conditions one might expect bitstreams to perform better than NFA- or DFA-based matchers, and vice-versa.

The bitstream method starts with a preprocessing step: the compilation of the regular expression using the parabix toolchain. Compilation is an offline process whose time is not counted in our performance measures, as parabix is an experimental research compiler that is not optimized. This leads to a bias in our results, as our timings for nrgrep and grep include the time taken for preprocessing. We have attempted to minimize the bias by performing our tests with large inputs, so that the text-scanning costs dominate the preprocessing costs. We furthermore believe that, if a special-purpose optimized compiler for regular expressions were built, that its inclusion in bitstream grep would not substantially increase the run-



ning time, particularly for large input texts—the compilation involved is straightforward.

For simplicity, we will first assume that the input regular expressions are restricted to having Kleene closures only of single characters or alternations of single characters. This is a broad class of regular expressions, covering the majority of common uses of `grep`.

Let  $\Sigma$  be our input alphabet and  $\sigma = |\Sigma|$ . As we are comparing techniques in practice, we assume that  $\Sigma$  is a standard input alphabet, such as ASCII ( $\sigma = 128$ ), UTF-8 ( $\sigma = 256$ ), UTF-16 ( $\sigma = 65536$ ), or UTF-32 ( $\sigma \approx 4.3 \times 10^9$ ). This assumption allows us to equate the number of bits in the encoding of a character (a parameter for the bitstream method) with  $\log \sigma$ .

The bitstream method compiles a regular expression of size  $m$  into bitstream code that is  $O(m \log \sigma)$  statements long (with one operation per statement; it is essentially three-address code). This is translated to machine code and placed inside a loop<sup>2</sup> that executes once per  $w$  characters, where  $w$  is the width of the processor’s word. Also inside this loop is the transposition step that converts character-encoded files into their bitstream representation; this transposition takes  $O(\log w)$  work per loop iteration.

In total, this is  $O(m \log \sigma + \log w)$  work per iteration. In current practice, we have  $\log w$  around 8 (for 256-bit architectures), and  $\log \sigma$  at least 7. Thus,  $m \log \sigma$  will dominate  $\log w$  with current and foreseeable technology—we do not expect to see  $\log w$  skyrocket. So we can absorb the  $\log w$  term and state the work as  $O(m \log \sigma)$  per iteration. We multiply this by  $O(\frac{n}{w})$  iterations to give  $O(\frac{nm \log \sigma}{w})$  work.

We further note that all of the work in the loop is done by superscalar instructions, with the exception of the additions, which require carry propagation. There will be at most  $C$  of these additions in the loop, where  $C$  is the number of concatenation and Kleene star operations in the regular expression;  $C < m$ .

Almost all intermediate bitstreams in the loop body can be kept in registers, requiring no storage in memory. Good register allocation—and limited live ranges for bitstream variables—keeps register spillage to a minimum. For those bitstreams that do require storage in memory, long buffers are allocated, allowing the successive iterations of the loop to access successive memory locations. That is, for the few streams requiring it, memory is accessed in a sequential fashion. As this is the best case for hardware prefetching, we expect few cache misses with bitstream method.

Compare this with NFA methods. In the base NFA method, a state set of approximately  $m$  states is kept as a bit set in  $\frac{m}{w}$  machine words (or  $\frac{m}{8}$  bytes). For each character  $c$  of the input, a precomputed transition table, indexed by the  $c$  and the current state set, is accessed. Since there are  $2^{\Theta(m)}$  state sets, the transition table will have  $\sigma 2^{\Theta(m)}$  entries. Each entry

<sup>2</sup>Technically, it is inside two loops: an inner one that executes once per  $w$  characters in a large buffer, and an outer one that successively fetches buffers until the input is exhausted.

$k$	1	4	8	$\frac{m}{2}$	$m$
lookups	$m$	$\frac{m}{4}$	$\frac{m}{8}$	$\frac{m}{2}$	1
	$m$				
memory	5	0.8	1.6	12.5	1.3
(KiB)	10	3.1	6.2	50.0	10.0
	15	7.0	14.1	112.5	120.0
	20	12.5	25.0	200.0	640.0
	25	19.5	39.1	312.5	6400.0
					13107200.0

**Table 2: lookups per character and memory consumed by tables in NFA methods (in kibibytes)**

is a new state set, which requires  $\frac{m}{8}$  bytes. Thus, the transition table is of size  $\sigma m 2^{\Theta(m)}$ , which is quite large: it can become expensive to precompute, and it consumes a lot of memory. For even fairly small  $m$  a table of this size will probably not fit in cache memory. Thus, we would expect many cache misses with this base method.

To improve the table size, several authors have separated the transition table into several tables, each indexed by a subset of the bits in the bit set representing the current state. Suppose one uses  $k$  bits of the state set to index each table. Ignoring ceilings, this requires  $\frac{m}{k}$  tables, each with  $\sigma 2^k$  entries of  $\frac{m}{8}$  bytes apiece. Each table therefore takes up  $m 2^{k-3} \sigma$  bytes, and so the collection of them takes up  $\frac{m^2 2^{k-3} \sigma}{k}$  bytes. At each character, the NFA algorithm does one lookup in each table, combining the results with  $\frac{m}{k} - 1$  boolean OR operations.

The original NFA method of Thompson uses  $k = 1$ , which gives a  $m$  tables of  $\frac{m \sigma}{4}$  bytes each, along with  $m$  lookups and  $m - 1$  boolean OR operations to combine the lookups, per character.

Navarro and Raffinot use  $k = \frac{m}{2}$ , giving 2 tables of  $2^{\frac{m}{2}-3} m \sigma$  bytes each, two lookups per character, and 1 boolean OR operation per character to combine the lookups.

In Table 2, we summarize the theoretical analysis of these NFA methods, listing the number of table lookups per input character and the size of the tables for various values of  $m$ , the number of states. We assume the ASCII character set ( $\sigma = 128$ ); any of the UTF character sets would yield larger tables.

Of particular importance to the speed of NFA methods is whether the table lookups result in cache hits or not. If the tables are small enough, then they will fit into cache and lookups will all be cache hits, taking minimal time. In this case, the time per input character will be a small constant times the number of lookups.

If the tables are not small enough to fit into cache, some proportion of the lookups will generate cache misses. This will stall the processor and these stalls will come to dominate the computation time. In this case, the time per input character will be some large constant (a cache miss can take about two orders of magnitude longer than a cache hit) times the number of lookups.

Using 256KiB as an estimate of the size of a current standard data cache, we can consider those entries of Table 2 above

256 to be relatively slow. We can summarize these theoretical predictions by saying that the NFA methods with small  $k$  scale well with an increase in NFA states, but with large  $k$  the method is limited to a small number of states.

We can now directly (but roughly) compare the NFA methods with bitstream methods. Consider small- $k$  (say,  $k \leq 4$ ) NFA methods. For the reasonable range of  $m$ , the tables fit into cache. The running time is predicted to be a small constant times the  $\frac{m}{k} \geq \frac{m}{4}$  lookups. The small constant, which we will underapproximate with 4 cycles, is for the table addressing computation, combining the lookups with boolean OR, and final state detection and handling. Thus, the running time per input character may be lower-bounded by  $4 * \frac{m}{4}$ , or simply  $m$ , cycles.

Our method, on the other hand, takes time  $O(\frac{m \log \sigma}{w})$  per input character, where the constant inside the big-Oh is approximately 2. Furthermore, we expect no cache misses due to the regular stride of our memory accesses. For ASCII, this time becomes at most  $2 \frac{7m}{w} = \frac{14m}{w}$  cycles per character. This is faster than the small- $k$  NFA methods by a factor of  $w/14$ . For processors with a 128-bit word, this is about one order of magnitude.

## 7. SIMD Scalability

Although commodity processors have provided 128-bit SIMD operations for more than a decade, the extension to 256-bit integer SIMD operations has just recently taken place with the availability of AVX2 instructions in Intel Haswell architecture chips as of mid 2013. This provides an excellent opportunity to assess the scalability of the bitwise data-parallel approach to regular expression matching.

For the most part, adapting the Parabix tool chain to the new AVX2 instructions was straightforward. This mostly involved regenerating library functions using the new AVX2 intrinsics. There were minor issues in the core transposition algorithm because the doublebyte-to-byte pack instructions are confined to independent operations within two 128-bit lanes.

```
bitblock_t spread(uint64_t bits) {
    uint64_t s = 0x0000200040008001 * bits;
    uint64_t t = s & 0x0001000100010001;
    return _mm256_cvtepu16_epi64(t);
}
```

Figure 9: AVX2 256-bit Spread

**AVX2 256-Bit Addition** Bitstream addition at the 256-bit block size was implemented using the long-stream addition technique. The AVX2 instruction set directly supports the `hsimd<64>::mask(X)` operation using the `_mm256_movemask_pd` intrinsic, extracting the required 4-bit mask directly from the 256-bit vector. The `hsimd<64>::spread(X)` is slightly more problematic, requiring a short sequence of instructions to convert the com-

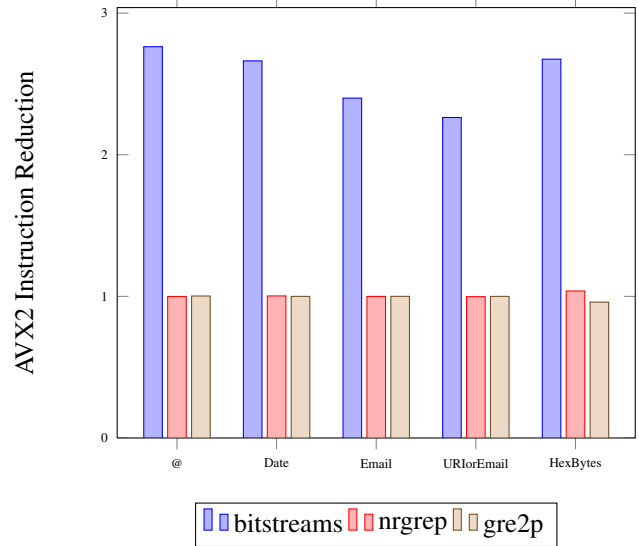


Figure 10: Instruction Reduction

puted 4-bit increment mask back into a vector of 4 64-bit values. One method is to use the AVX2 broadcast instruction to make 4 copies of the mask to be spread, followed by appropriate bit manipulation. Another uses multiplication to first spread to 16-bit fields as shown in Figure 9.

We also compiled new versions of the `egrep` and `nrgrep` programs using the `-march=core-avx2` flag in case the compiler is able to vectorize some of the code.

Figure 10 shows the reduction in instruction count achieved for each of the applications. Working at a block size of 256 bytes at a time rather than 128 bytes at a time, the bitstreams implementation scaled dramatically well with reductions in instruction count over a factor of two in each case. Although a factor of two would seem an outside limit, we attribute the change to greater instruction efficiency. AVX2 instructions use a non destructive three-operand form instead of the destructive two-operand form of SSE2. In the two-operand form, binary instructions must always use one of the source registers as a destination register. As a result the SSE2 object code generates many data movement operations that are unnecessary with the AVX2 set.

As expected, there was no observable reduction in instruction count with the recompiled `grep` and `nrgrep` applications.

As shown in Figure 11 the reduction in instruction count was reflected in a significant speed-up in the bitstreams implementation. However, the speed-up was considerably less than expected. The bitstreams code on AVX2 has suffered from a considerable reduction in instructions per cycle compared to the SSE2 implementation, possibly indicating that our `grep` implementation has become memory-bound. Nevertheless, the overall results on our AVX2 machine were quite encouraging, demonstrating very good scalability of the bitwise data-parallel approach.

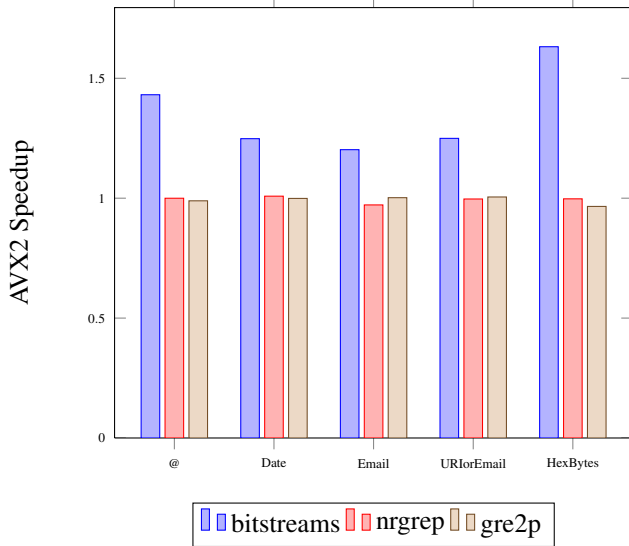


Figure 11: AVX Speedup

## 8. GPGPU Implementation

To further assess the scalability of our regular expression matching using bit-parallel data streams, we implemented a GPGPU version in OpenCL. We arranged for 64 work groups each having 64 threads. The size of work group and number of work groups is chosen to provide the best occupancy calculated by AMD App Profiler. Input files are divided in data parallel fashion among the 64 work groups. Each work group carries out the regular expression matching operations 4096 bytes at a time using SIMT processing. Although the GPGPU does not directly support the mask and spread operations required by our long-stream addition model, we are able to simulate them using shared memory. Each thread maintains its own carry and bubble values in shared memory and performs synchronized updates with the other threads using a six-step parallel-prefix style process. Others have implemented long-stream addition on the GPGPU using similar techniques, as noted previously.

We performed our test on an AMD Radeon HD A10-6800K APU machine. On the AMD Fusion systems, the input buffer is allocated in pinned memory to take advantage of the zero-copy memory regions where data can be read directly into this region by CPU and also accessed by GPGPU for further processing. Therefore, the expensive data transferring time that needed by traditional discrete GPGPUs is hidden and we compare only the kernel execution time with our SSE2 and AVX implementations as shown in Figure 12. The GPGPU version gives 30% to 55% performance improvement over SSE version and 10% to 40% performance improvement over AVX version. Although we intended to process 64 work groups with 4096 bytes each at a time rather than 128 bytes at a time on SSE or 256 bytes at a time on AVX, the performance improvement is less than 55%. The first reason is hardware limitations.

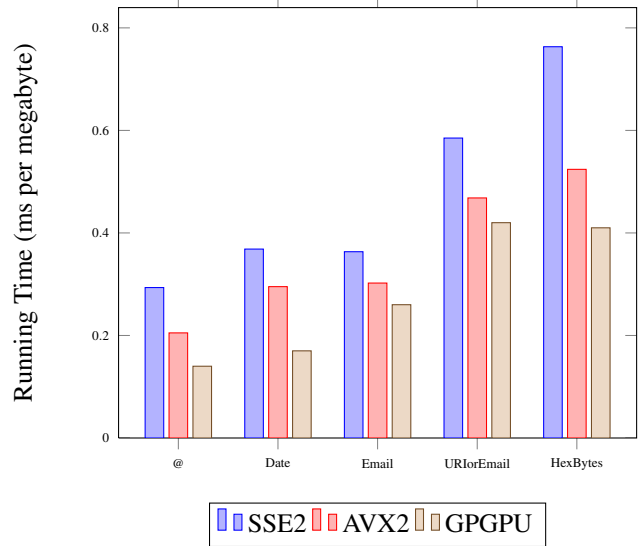


Figure 12: Running Time

Our kernel occupancy is limited by register usage and not all the work groups can be scheduled at the same time. The second reason is that the long-stream addition implemented on GPGPU is more expensive than the implementations on SSE or AVX. Another important reason is the control flow. When a possible match is found in one thread, the rest of the threads in the same work group have to execute the same instructions for further processing rather than jump to the next block with a simple IF test. Therefore, the performance of different regular expressions is dependent on the number of long-stream addition operations and the total number of matches of a given input.

## 9. Conclusion

**Contributions** A new class of regular expression matching algorithm has been introduced based on the concept of bit-parallel data streams together with the MatchStar operation. The algorithm is fully general for nondeterministic regular expression matching; however it does not address the nonregular extensions found in Perl-compatible backtracking implementations. Taking advantage of the SIMD features available on commodity processors, its implementation in a grep offers consistently good performance in contrast to available alternatives. For moderately complex expressions, 10X or better performance advantages over DFA-based gre2p and 5X performance advantage over nrgrep were frequently seen. While lacking some special optimizations found in other engines to deal with repeated substrings or to perform skipping actions based on fixed substrings, it nevertheless performs competitively in all cases.

A model for parallelized long-stream addition has also been presented in the paper, allowing our techniques to scale beyond the blocks of 128 bytes we use with the SSE2 implementation. This model allowed straightforward extension to the 256-byte block size used in our AVX2 implementa-

tion and should continue to scale well up for SIMD vectors up to 4096 bytes in length based on 64-bit additions. The model also supports GPGPU implementation with some additional effort, and suggests that direct GPGPU support for the `hsimd<64>::mask(X)` and `simd<64>::spread(x)` operations could be valuable.

The principal overhead in this method is the transposition of input data to parallel bit stream form. However, this overhead reduces as SIMD register widths increase. It is also possible to introduce new SIMD instructions that could dramatically reduce the cost of transposition[6].

**Future Work** An important area of future work is to develop and assess multicore versions of the algorithm to handle regular expression matching problems involving larger rule-sets than are typically encountered in the grep problem. Such implementations could have useful application in tokenization and network intrusion detection for example.

Another area of interest is to extend the capabilities of the underlying method with addition features for substring capture, zero-width assertions and possibly backreference matching. Extending Unicode support beyond basic Unicode character handling to include full Unicode character class support and normalization forms is also worth investigating.

This research was supported by grants from the Natural Sciences and Engineering Research Council of Canada and MITACS, Inc.

## References

- [1] A. V. Aho and M. J. Corasick, "Efficient string matching: an aid to bibliographic search," *Commun.ACM*, vol. 18, no. 6, pp. 333–340, June 1975. [Online]. Available: <http://doi.acm.org/10.1145/360825.360855>
- [2] R. Baeza-Yates and G. H. Gonnet, "A new approach to text searching," *Communications of the ACM*, vol. 35, no. 10, pp. 74–82, 1992.
- [3] R. S. Boyer and J. S. Moore, "A fast string searching algorithm," *Communications of the ACM*, vol. 20, no. 10, pp. 762–772, 1977.
- [4] R. D. Cameron, "A case study in simd text processing with parallel bit streams: Utf-8 to utf-16 transcoding," in *Proceedings of the 13th ACM SIGPLAN Symposium on Principles and practice of parallel programming*. ACM, 2008, pp. 91–98.
- [5] R. D. Cameron, E. Amiri, K. S. Herdy, D. Lin, T. C. Shermer, and F. P. Popowich, "Parallel scanning with bitstream addition: An XML case study," in *Euro-Par 2011 Parallel Processing*. Springer, 2011, pp. 2–13.
- [6] R. D. Cameron and D. Lin, "Architectural support for SWAR text processing with parallel bit streams: the inductive doubling principle," in *ACM Sigplan Notices*, vol. 44, no. 3. ACM, 2009, pp. 337–348.
- [7] R. Cox, "Regular expression matching in the wild," 2010. [Online]. Available: <http://swtch.com/~{ }rsc/regexp/regexp3.html>
- [8] R. Crovella, "Long stream addition with CUDA," Stack Overflow question 12957116, 2012. [Online]. Available: <http://stackoverflow.com/questions/12957116>
- [9] R. N. Horspool, "Practical fast searching in strings," *Software: Practice and Experience*, vol. 10, no. 6, pp. 501–506, 1980.
- [10] F. Iorio and J. V. Lunteren, "Fast pattern matching on the cell broadband engine," in *2008 Workshop on Cell Systems and Applications (WCSA), affiliated with the*, 2008.
- [11] S. C. Kleene, "Representation of events in nerve nets and finite automata," 1951.
- [12] C. Lin, C. Liu, L. Chien, and S. Chang, "Accelerating pattern matching using a novel parallel algorithm on gpus," *IEEE Transactions on Computers*, vol. 62, no. 10, 2013.
- [13] D. Lin, N. Medforth, K. S. Herdy, A. Shriraman, and R. Cameron, "Parabix: Boosting the efficiency of text processing on commodity processors," in *High Performance Computer Architecture (HPCA), 2012 IEEE 18th International Symposium on*. IEEE, 2012, pp. 1–12.
- [14] J. Naghmouchi, D. P. Scarpazza, and M. Berekovic, "Small-rule-set regular expression matching on gpgpus: quantitative performance analysis and optimization," in *Proceedings of the 24th ACM International Conference on Supercomputing*, ser. ICS '10. New York, NY, USA: ACM, 2010, pp. 337–348. [Online]. Available: <http://doi.acm.org/10.1145/1810085.1810130>
- [15] G. Navarro, "Nr-grep: A fast and flexible pattern matching tool," *Software Practice and Experience (SPE)*, vol. 31, p. 2001, 2000.
- [16] G. Navarro and M. Raffinot, "A bit-parallel approach to suffix automata: Fast extended string matching," in *Combinatorial Pattern Matching*. Springer, 1998, pp. 14–33.
- [17] —, "Fast and flexible string matching by combining bit-parallelism and suffix automata," *ACM JOURNAL OF EXPERIMENTAL ALGORITHHMICS (JEA)*, vol. 5, p. 2000, 1998.
- [18] D. Pasetto, F. Petrini, and V. Agarwal, "Tools for very fast regular expression matching," *Computer*, vol. 43, no. 3, pp. 50–58, 2010.
- [19] V. Salapura, T. Karkhanis, P. Nagpurkar, and J. Moreira, "Accelerating business analytics applications," in *High Performance Computer Architecture (HPCA), 2012 IEEE 18th International Symposium on*. IEEE, 2012, pp. 1–10.
- [20] D. P. Scarpazza, "Is larrabee for the rest of us?" *Dr.Dobb's Journal*, 2009.
- [21] D. P. Scarpazza and G. F. Russell, "High-performance regular expression scanning on the cell/be processor," in *Proceedings of the 23rd international conference on Supercomputing*. ACM, 2009, pp. 14–25.
- [22] —, "High-performance regular expression scanning on the cell/be processor," in *Proceedings of the 23rd international conference on Supercomputing*. ACM, 2009, pp. 14–25.
- [23] D. P. Scarpazza, "Top-performance tokenization and small-rule-set regular expression matching," *International Journal of Parallel Programming*, vol. 39, no. 1, pp. 3–32, 2011.
- [24] D. P. Scarpazza, O. Villa, and F. Petrinni, "Fast string searches & multi-core processors mapping fundamental algorithms on parallel hardware," p. 20, 2008.
- [25] K. Thompson, "Programming techniques: Regular expression search algorithm," *Communications of the ACM*, vol. 11, no. 6, pp. 419–422, 1968.
- [26] A. Tumeo, O. Villa, and D. Sciuto, "Efficient pattern matching on gpus for intrusion detection systems," in *Proceedings of the 7th ACM international conference on Computing frontiers*. ACM, 2010, pp. 87–88.
- [27] S. Wu and U. Manber, "Fast text searching: allowing errors," *Communications of the ACM*, vol. 35, no. 10, pp. 83–91, 1992.
- [28] —, "agrep—a fast approximate pattern-matching tool," *Usenix Winter 1992*, pp. 153–162, 1992.